



Universität Hamburg  
DER FORSCHUNG | DER LEHRE | DER BILDUNG

PIASTA Welcome Week

---

# How Does Studying Work?

## Write to us in the chat:

1. What are you studying?
2. Where are you watching from?



Copyright: UHH/vonWieding

# How does studying work?

1. What can you expect at the start of your studies?
2. How is the semester organized?
3. What kind of courses are there?
4. What kind of examinations are there?
5. How are degree programs structured?
6. What does it mean to study?
7. How can you actively shape your studies?
8. Who helps when and where?



Copyright: UHH/Wohlfahrt



# 1. What can you expect at the start of your studies?

# What can you expect at the start of your studies?



## Orientation module (OE)

- Important information for your subject
- STiNE
- Examination regulations and subject-specific provisions (FSBs)
- Choosing courses with tutors

When do OEs take place?

Short cut:

[www.uni-hamburg.de/oe](http://www.uni-hamburg.de/oe)

Or:

[www.uni-hamburg.de](http://www.uni-hamburg.de) > Studies

You are now on the Campus Center website:  
> Organizing your studies > First-year info

# Example OE - Allgemeine Sprachwissenschaft

## ORIENTIERUNGSEINHEIT B.A. ALLGEMEINE SPRACHWISSENSCHAFT (ASW)

10. – 14. OKTOBER 2022, ÜBERSEERING 35 RAUM 01043 (HÖRSAAL E)

MONTAG	DIENSTAG	MITTWOCH	DONNERSTAG	FREITAG
10:00 Begrüßung der neuen Studierenden	10:00 Vorstellung des Studienbüro SLM	10:00 Führung durch die Fachbibliothek ASW	10:00 Vorstellung Universitätsangebote	10:30 OE Abschlussfrühstück
11:00 Einführung in den Aufbau des Studiengangs	11:00 Rechenzentrum (RRZ)	12:00 STiNE Anmeldung	11:30 PIASTA-Interkulturelles Leben und Studieren	
12:00 Rundgang durch den Ü35	12:00 Allgemeiner Sprachwissenschaft (ASW) studieren: Orientierung in der Modulordnung		13:00 Beratungsangebote für Studierende	
Erkundung des Hauptcampus	14:00 Der Allgemeine Studierendenausschuss (AStA) stellt sich vor	14:00 Nebenfach OE: Allgemeine Sprachwissenschaft	14:00 Workshop mit dem Schreibzentrum der UHH	
	15:00 Vorstellung des Fachschaftsrates (FSR) ASW		15:00 im Ausland studieren: Infos aus dem Erasmusbüro Geisteswissenschaften	

ASW: Allgemeine Sprachwissenschaft • IFUU: Institut für Finnougristik/Uralistik • SLM: Fachbereich Sprache, Literatur, Medien • Stabi: Universitäts- und Staatsbibliothek • STiNE: Studien-Infonetzt • Ü35: Überseering 35

STiNE Anmeldephase 1. Semester: **Mo, 10.10.22, 09:00 Uhr - Do, 13.10.22, 16:00 Uhr**



## 2. How is the semester organized?



You can find more information about the registration procedure on [Stine](#)

## Timetable overview

Welcome Week	Orientation module (OE)	Course registration	Semester start	Breaks	Semester break (revision period)
18.03.24- 21.03.24	25.03.24- 28.03.24	<b>First semester</b> 25 March 9 am– 28 March, 4 pm  <b>Course changes:</b> 2 April, 9 am– 11 April, 1 pm	<b>Summer Semester 2024</b> 1 April 2024 – 30 September 2024  <b>Lecture period</b> 2 April 2024 – 13 July 2024	<b>Pfingstferien:</b>  19 May 2024– 26 May 2024	14 July 2024– 30 September 2024

# How is the semester organized?

## Lecture period

- Weekly courses and block courses
- Preparing for and following up on courses
- Working in study groups
- Documenting completed coursework
- Preparing for and taking exams

## Reading period

- No courses
- Time for internships
- Time for term papers
- Exams (depending on faculty)



### 3. What kind of courses are there?

# What kind of courses are there?

## Weekly courses

- 90 minutes, once per week
- Lectures
- Seminars
- Practical courses, tutorials, lab work ...

## Block courses

- Individual appointments throughout the semester
- Several hours at a time

# What kind of courses are there?



Copyright: UHH/Dichant

## Lecture

- Many students
- Lecture hall or online
- Professors
- Written examination



Copyright: UHH/vonWieding

## Seminar

- 10–30 students
- Research associates
- Group work
- Presentations
- Term paper



Copyright: UHH/Dingler

## Practical course / tutorial / lab work

- 10–25 students
- In addition to other courses
- Tutors
- In-depth exercises

# Scheduling at the University

12 s.t.

s.t. = *sine tempore* (Latin)

This indicates that the course begins punctually on the hour.


12 s.t.  
= 12 pm

12 c.t.

c.t. = *cum tempore* (Latin)

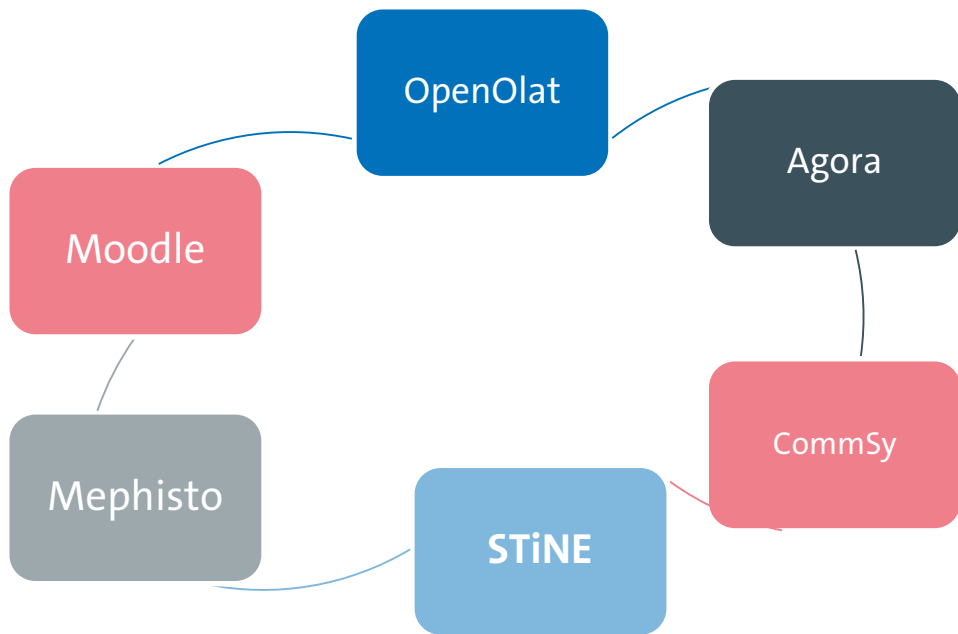
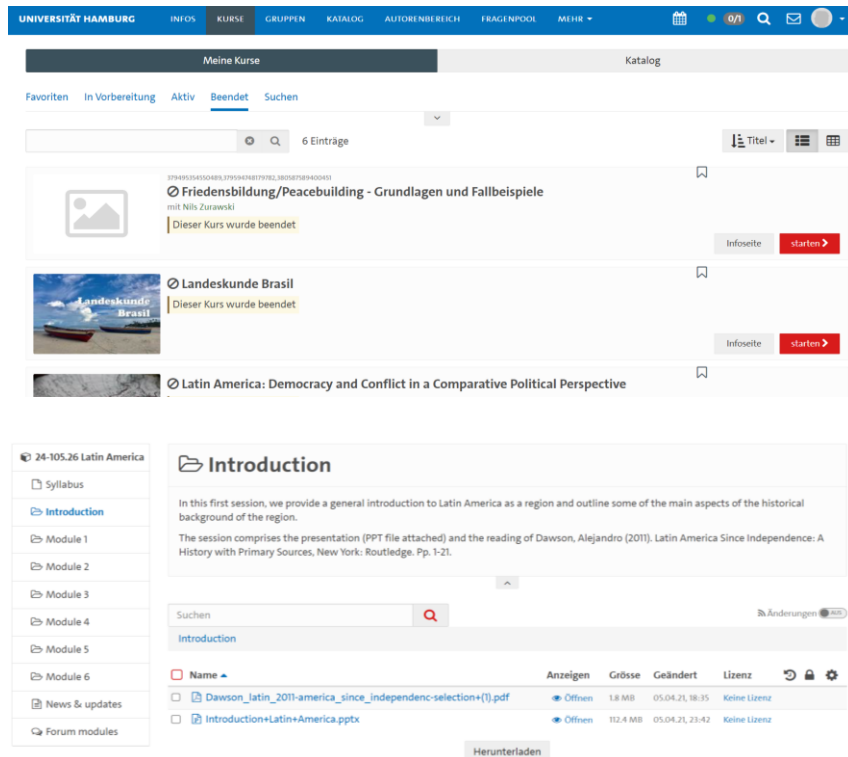
This indicates that the course begins 15 minutes after the hour (*academic quarter*).

12 c.t.  
= 12:15 pm



# Online learning platforms at Universität Hamburg

E-learning portal: [www.uni-hamburg.de/elearning.html](http://www.uni-hamburg.de/elearning.html)

The screenshot shows the 'Meine Kurse' (My Courses) page of the University of Hamburg E-learning portal. The page lists several courses, including 'Friedensbildung/Peacebuilding - Grundlagen und Fallbeispiele', 'Landeskunde Brasil', and 'Latin America: Democracy and Conflict in a Comparative Political Perspective'. Each course entry includes a thumbnail image, a title, and a status indicating whether the course has been completed ('Dieser Kurs wurde beendet').

Below the course list, there is a section for '24-105.26 Latin America' with a sidebar menu containing 'Syllabus', 'Introduction', 'Module 1', 'Module 2', 'Module 3', 'Module 4', 'Module 5', 'Module 6', 'News & updates', and 'Forum modules'. The main content area shows the 'Introduction' page, which includes a search bar and a list of documents for download.

Name	Anzeigen	Größe	Geändert	Lizenz
Dawson_Latin_2011-america_since_independenc-selection+[]].pdf	Öffnen	1.8 MB	05.04.21, 18:35	Keine Lizenz
Introduction+Latin+America.pptx	Öffnen	112.4 MB	05.04.21, 23:42	Keine Lizenz

Buttons for 'Herunterladen' (Download) and 'Suchen' (Search) are visible at the bottom of the document list.



## 4. How are degree programs structured?



# How are degree programs structured?


## Subject-specific provisions (FSBs)

- Program structure
- Module descriptions
- Calculation of grades

## Examination regulations

- Regular period of study
- Recognition and accreditation of coursework and examinations
- Admission to examinations
- Thesis or something similar

# How are degree programs structured?



# Degree plan (FSBs)

Example:

BA in Socioeconomics

“SWS” = credit hours per week

“LP” = ECTS credits

2 SWS = 1.5 hrs. per week

1 LP = time expenditure of 30 hours

Studienplan					
1. Semester	2. Semester	3. Semester	4. Semester	5. Semester	6. Semester
Einführungsmodule 30 LP		Methoden der Sozialökonomie 12 LP		Module im Schwerpunktfach 30 LP	Abschlussmodul 12 LP
10 SWS	10 SWS	4 SWS	4 SWS		
Quantitative Methodenmodule 18 LP		Aufbaumodule im Schwerpunktfach 30 LP			12–18 SWS
7 SWS	7 SWS	8 SWS	12 SWS		
Allgemeines Wahlpflichtmodul 12 LP		Interdisziplinäre Aufbaumodule 36 LP			
4 SWS	4 SWS	8 SWS	4 SWS	4 SWS	8 SWS



## 5. What kind of examinations are there?

# What kind of examinations are there?

**Write to us in the chat:**

What types of examinations are you familiar with from school, vocational training, or your previous studies?



Copyright: UHH/vonWieding

# What kind of examinations are there?

## Coursework

- Not graded
- Presentations, portfolios, and smaller written work, for instance

## Examinations

- Graded
- Written examinations, oral examinations, and term papers

Inform yourself in time about the **formal requirements** (deadlines, citation etc.)!  
You can find more information in the *examination and study regulations* of your faculty and in your *Stine account*!

# What kind of examinations are there?



## Written examination

- Usually at the end of lectures
- Multiple choice
- Written tasks



## Term paper

- Focus on a specific topic
- Consultations during office hours
- Line of inquiry and literature searches
- Deadlines
- Academic work/writing



## Oral examination

- Agreed-upon topic
- Questions/discussion
- Duration of, e.g., 15–30 minutes



## 6. What does it mean to study?



# What does it mean to study?

## Independent study

(Bibliographic) research

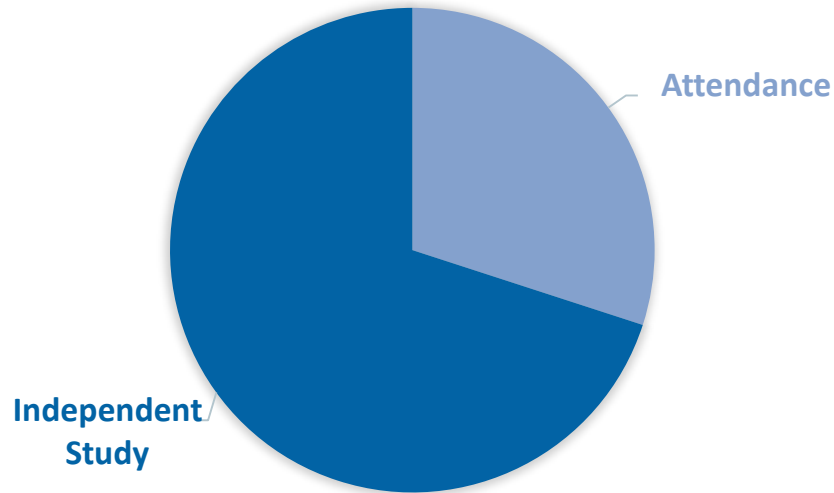
Preparation and follow-up

Examination preparation

In-depth work on topics

Reading

## COURSE LOADS:



## Attendance

Seminars, lectures,  
tutorials, ...

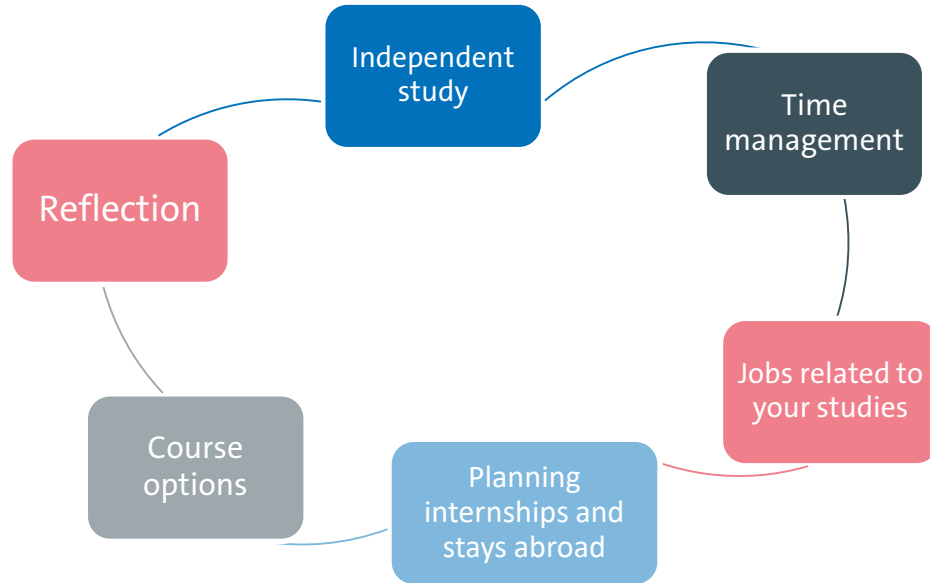
Group work

Internships and lab  
work



## 7. How can you actively shape your studies?

# How can you actively shape your studies?



## Reflecting on your studies and defining goals

It is a good idea to clarify your goals and motivation.

Ask yourself these questions:

What is fun about my studies?

What skills do I want to acquire?

What can I do to reach my goals?

**Write us in the chat:**

What you expect from your studies?

Why did you choose your subject?

Is there something special you wish to learn?

- Thursday, 21.03.24,  
10:00 Uhr in English
- Register on UHH Join

## Tips on managing your time

- **Important:** Plan your semester! What duties and deadlines are there? What do you want to decide yourself?
- Think about what you want to learn or do and in which order, and then make a plan.
- Set weekly and daily goals—be realistic and do not take on too much.

- Finish up your notes during the lecture/seminar and revise them afterwards.
- Formulate the main points of texts directly after reading.
- For further tips, check out the workshops and consulting services of the writing center

# Resources for time management and reflection

## Literature:

Bastian, Jasim / Groß Mlynek, Lena (2018): *Lerntechniken und Wissensmanagement: Wissen erwerben, speichern und verwerten*, Konstanz: UVK.

Sutoris, Martin (2018): *Der Uni-Coach. So kommst du entspannt, motiviert und erfolgreich durch dein Studium*, Berlin: Springer Verlag.

[Studienwissen: Tipps für Erfolg im Studium | e-fellows.net](#)

## Podcasts:

[Tipps auf Augenhöhe \(tipps-auf-augenhoehe.de\)](#)

[Studis Online \(studis-online.de\)](#)

[Studium mit Rückenwind \(podomatic.com\)](#)

# Resources for time management and reflection

PIASTA cooperation project:

*StudienPerspektiven* blog:

<https://studienperspektiven.check.uni-hamburg.de/>

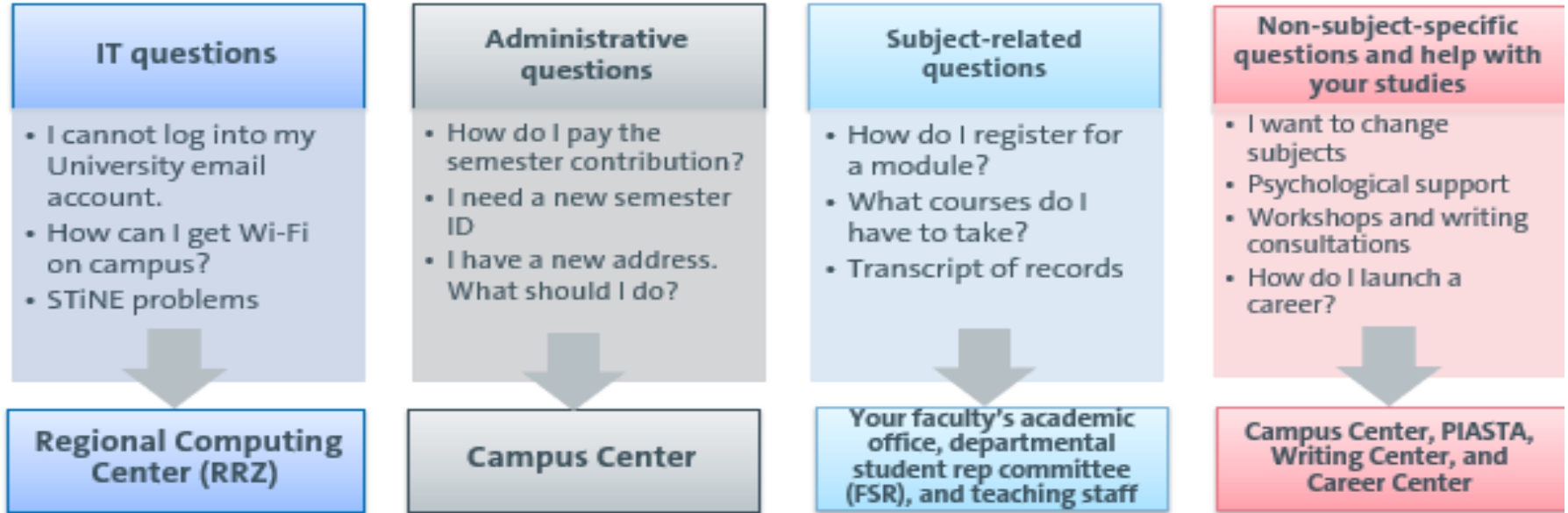
**Extracurricular (voluntary) workshops** in faculties and centralized institutions—on STiNE and UHH Join



## 7. Who helps when and where?



# Who can help me further?



# Did you miss an event during Welcome Week?

## No problem!

See the [PIASTA Welcome Week page](#) to download all important information:

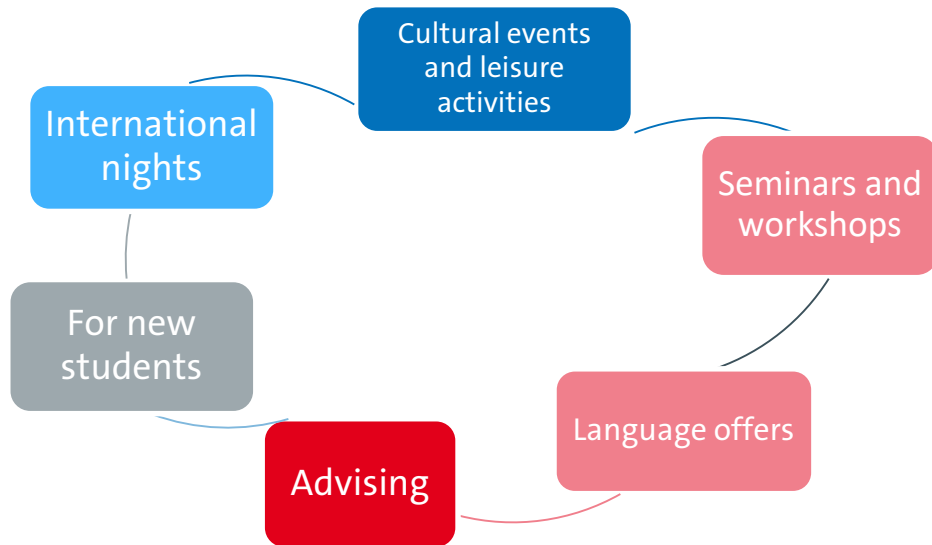
- Online campus tour
- To-Dos [brochures for new students](#)
- Presentation slides of all online events during PIASTA Welcome Week Among other things:
  - Who, What, Where? A short guide to the University
  - Working While Studying—What Do I Need to Know?
  - Academic Writing During Your Studies—Tips from the Writing Center
  - ...
- PIASTA tour guides
  - Campus tour (von-Melle-Park)
  - Hamburg by Night tours (St. Pauli, Sternschanze, and more)



Copyrights:  
Universität Hamburg /  
PIASTA

# We can't wait to meet you!

## PIASTA offers during the semester:



Copyrights: Universität Hamburg /

[More information and registration](#) **UHH JOIN**

# Who helps when and where?

## Central points of contact

### Help with studies (advice and workshops)

- Campus Center / Academic Advising
- Writing Center
- PIASTA

### Social, financial, and legal advising

- Studierendenwerk Hamburg
- AStA (student council)

### IT services at the University

- Regional Computing Center (RRZ)

## Departmental contacts

- Academic office
- Departmental student representative committee (FSR)
- Lecturers

# How can you stay in touch with us?

## PIASTA on Instagram

- Info about upcoming events and offerings



[instagram.com/piastauhh](https://www.instagram.com/piastauhh)



## PIASTA website

- Overview of all our events and advisory services that we offer
- You can register for all our events via [UHH-Join](#)

## Newsletter

- Info about upcoming intercultural learning opportunities and workshops
- Job offers for students
- General info about PIASTA Events

[Sign up here!](#)


# Online survey about Welcome Week

- We work hard to plan events and activities and would love to get your feedback.
- Our team will hand out a QR code for a questionnaire at in-person events. After you have taken part in your last event of the week, let us know how the week went for you.
- No QR code? No problem. At the end of Welcome Week, we can also give you an email link for the online questionnaire.
- After your last event at the end of the week, take a few minutes to answer the questions.

Thank you!



Universität Hamburg  
DER FORSCHUNG | DER LEHRE | DER BILDUNG



Thank you for your time!

---

**Time for questions😊**